

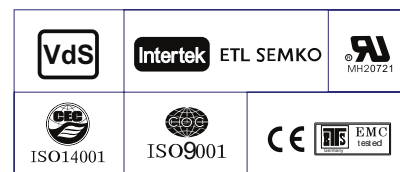
Specification

Nominal Voltage	12V	
Nominal Capacity(20HR)	2.1AH	
Dimensions	Length	182±2mm (7.17 inches)
	Width	24±1mm (0.94 inches)
	Container Height	61±1mm (2.40 inches)
	Total Height (with Terminal)	61±1mm (2.40 inches)
	Approx Weight	Approx 0.68 Kg (1.50 lbs)
Terminal	/	
Container Material	ABS	
Rated Capacity	2.10 AH/0.105A	(20hr, 1.75V/cell, 25°C/77°F)
	1.99 AH/0.199A	(10hr, 1.75V/cell, 25°C/77°F)
	1.80 AH/0.36A	(5hr, 1.75V/cell, 25°C/77°F)
	1.65 AH/0.55A	(3hr, 1.75V/cell, 25°C/77°F)
	1.45 AH/1.45A	(1hr, 1.60V/cell, 25°C/77°F)
Max. Discharge Current	31.5A (5s)	
Internal Resistance	Approx 80mΩ	
Operating Temp. Range	Discharge	-15~50°C (5~122°F)
	Charge	0~40°C (32~104°F)
	Storage	-15~40°C (5~104°F)
Nominal Operating Temp. Range	25±3°C (77±5°F)	
Cycle Use	Initial Charging Current less than 0.63A. Voltage	
	14.4V~15.0V at 25 °C(77°F)Temp. Coefficient -30mV/°C	
Standby Use	No limit on Initial Charging Current Voltage	
	13.5V~13.8V at 25 °C(77°F)Temp. Coefficient -20mV/°C	
Capacity affected by Temperature	40 °C (104 °F)	103%
	25 °C (77 °F)	100%
	0 °C (32 °F)	86%
Self Discharge	CT series batteries may be stored for up to 6 months at 25 °C(77°F) and then a freshening charge is required. For higher temperatures the time interval will be shorter.	



Applications

- ◆ Emergency backup power supply
- ◆ Emergency light
- ◆ Railway signal
- ◆ Aircraft signal
- ◆ Alarm and security system
- ◆ Electronic apparatus and equipment
- ◆ Communication power supply
- ◆ DC power supply
- ◆ Auto control system



Constant Current Discharge (Amperes) at 25 °C (77°F)

F.V/Time	5min	10min	15min	20min	30min	45min	1h	1.5h	2h	3h	4h	5h	6h	8h	10h	20h
1.85V/cell	6.41	4.58	3.68	3.00	2.24	1.62	1.31	0.95	0.74	0.53	0.42	0.35	0.30	0.24	0.194	0.103
1.80V/cell	6.89	4.86	3.86	3.12	2.31	1.66	1.34	0.97	0.75	0.54	0.42	0.36	0.31	0.24	0.197	0.104
1.75V/cell	7.26	5.05	3.99	3.20	2.37	1.70	1.37	0.99	0.77	0.55	0.43	0.36	0.31	0.24	0.199	0.105
1.70V/cell	7.60	5.26	4.13	3.30	2.44	1.74	1.39	1.00	0.78	0.55	0.44	0.37	0.31	0.25	0.201	0.106
1.67V/cell	7.86	5.40	4.23	3.36	2.48	1.76	1.41	1.02	0.79	0.56	0.44	0.37	0.32	0.25	0.202	0.107
1.60V/cell	8.34	5.63	4.37	3.46	2.54	1.81	1.45	1.04	0.80	0.57	0.45	0.38	0.32	0.25	0.205	0.108

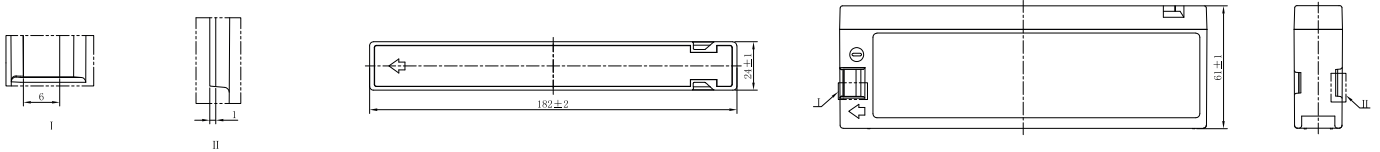
Constant Power Discharge (Watts) at 25 °C (77°F)

F.V/Time	5min	10min	15min	20min	30min	45min	1h	1.5h	2h	3h	4h	5h	6h	8h	10h	20h
1.85V/cell	12.12	8.72	7.05	5.77	4.34	3.14	2.54	1.85	1.45	1.04	0.82	0.69	0.60	0.47	0.386	0.205
1.80V/cell	12.91	9.18	7.36	5.97	4.45	3.21	2.60	1.89	1.47	1.05	0.83	0.70	0.60	0.48	0.391	0.208
1.75V/cell	13.45	9.48	7.55	6.10	4.55	3.27	2.64	1.92	1.49	1.07	0.84	0.71	0.61	0.48	0.394	0.210
1.70V/cell	13.95	9.80	7.76	6.24	4.64	3.33	2.68	1.94	1.51	1.08	0.85	0.72	0.62	0.49	0.398	0.212
1.67V/cell	14.31	10.02	7.93	6.36	4.71	3.38	2.72	1.96	1.53	1.09	0.86	0.73	0.62	0.49	0.401	0.213
1.60V/cell	14.89	10.31	8.14	6.52	4.82	3.44	2.77	2.00	1.55	1.11	0.87	0.74	0.63	0.50	0.405	0.216

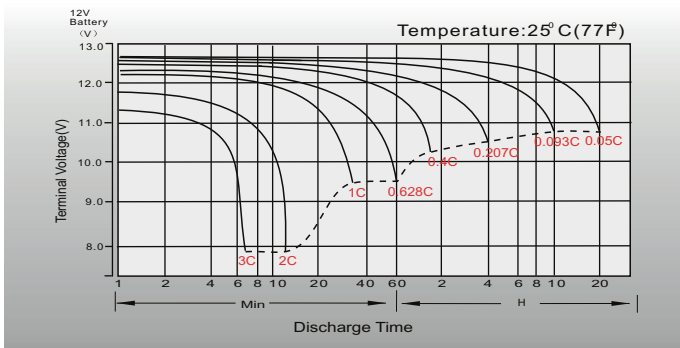
Dimensions

Terminal

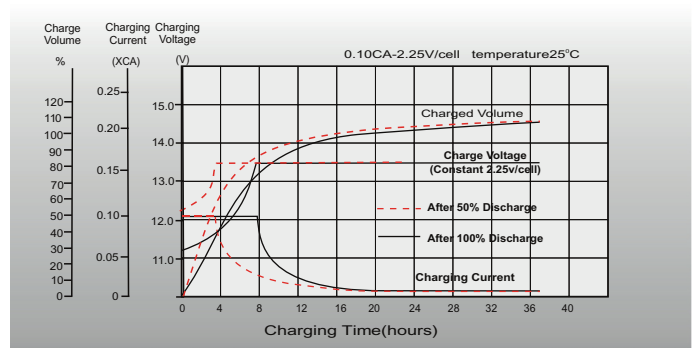
Unit: mm



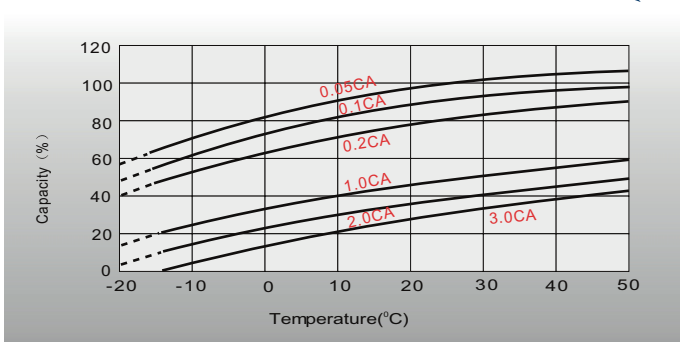
Discharge Characteristics



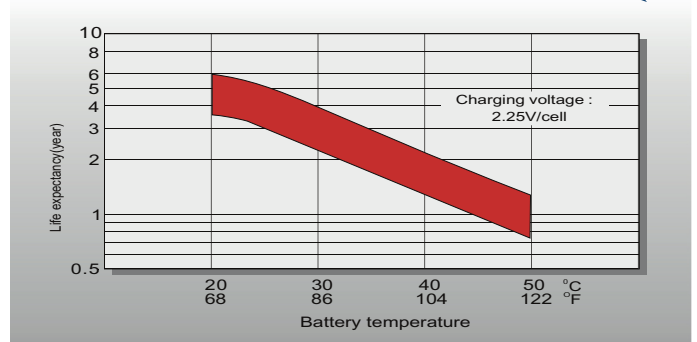
Float Charging Characteristics



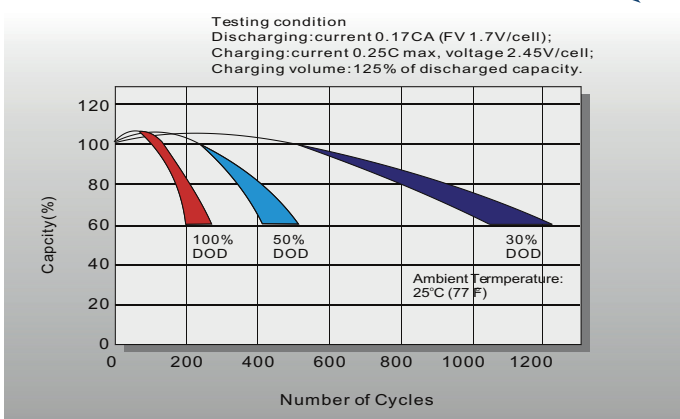
Temperature Effects in Relation to Battery Capacity



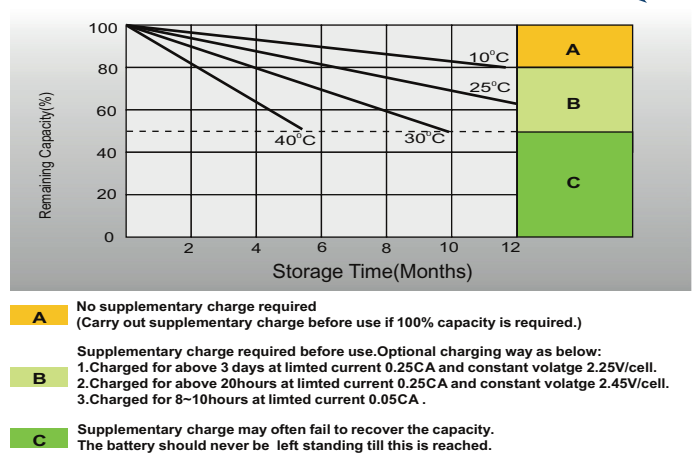
Effect of Temperature on Long Term Float Life



Cycle Life in Relation to Depth of Discharge



Self Discharge Characteristics



Sales Office

The data in this datasheet document are for information and descriptive purposes only and are not to make or imply any guarantee or warranty. No guarantee for zero failure status of given information inside this document. Please see/request detailed specification for finally valid data. For more information and the contact details of the local suppliers, please visit CELLTECH-GROUP.COM.