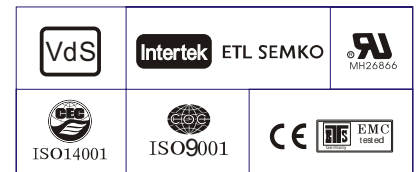


Specification		Code:460-6091
Nominal Voltage	12V	
Nominal Capacity(20HR)	17.8Ah	
Dimensions	Length	181.5±2mm (7.14 inches)
	Width	76.5±1mm (3.01 inches)
	Container Height	167.5±2mm (6.59 inches)
	Total Height (with Terminal)	167.5±2mm (6.59 inches)
Approx Weight	Approx 5.35 Kg (11.8 lbs)	
Terminal	T12-I	
Container Material	ABS	
Rated Capacity	17.8 Ah	(20hr, 0.890A, 1.80V/cell)
	16.9 Ah	(10hr, 1.69A, 1.80V/cell)
	15.5 Ah	(5hr, 3.10A, 1.75V/cell)
	13.1 Ah	(3hr, 4.59A, 1.75V/cell)
	11.3 Ah	(1hr, 11.8A, 1.60V/cell)
Max. Discharge Current	270A (5s)	
Internal Resistance	Approx 16mΩ	
Operating Temp. Range	Discharge	-15 ~ 50°C (5 ~ 122°F)
	Charge	0 ~ 40°C (32 ~ 104°F)
	Storage	-15 ~ 40°C (5 ~ 104°F)
Nominal Operating Temp. Range	25±3°C (77±5°F)	
Cycle Use	Initial Charging Current less than 5.1A. Voltage 14.4V~15.0V at 25°C(77°F)Temp. Coefficient -30mV/°C	
Standby Use	No limit on Initial Charging Current Voltage. Voltage 13.5V~13.8V at 25°C(77°F)Temp. Coefficient -20mV/°C	
Capacity affected by Temperature	40°C (104°F)	103%
	25°C (77°F)	100%
	0°C (32°F)	86%
Self Discharge	CT series batteries may be stored for up to 6months at 25°C(77°F) and then a freshening charge is required. For higher temperatures the time interval will be shorter.	



### Applications

- ◆ Emergency backup power supply
- ◆ Emergency light
- ◆ Railway signal
- ◆ Aircraft signal
- ◆ Alarm and security system
- ◆ Electronic apparatus and equipment
- ◆ Communication power supply
- ◆ DC power supply
- ◆ Auto control system



### Constant Current Discharge (Amperes) at 25°C (77°F)

F.V/Time	5min	10min	15min	20min	30min	45min	1h	1.5h	2h	3h	4h	5h	6h	8h	10h	20h
1.85V/cell	54.7	37.5	29.2	24.0	17.9	13.1	10.7	7.84	6.16	4.45	3.54	3.02	2.58	2.03	1.66	0.880
1.80V/cell	58.9	39.8	30.6	25.0	18.4	13.4	11.0	8.00	6.28	4.52	3.59	3.06	2.62	2.06	1.69	0.890
1.75V/cell	62.0	41.4	31.7	25.7	18.9	13.7	11.2	8.15	6.39	4.59	3.64	3.10	2.65	2.09	1.70	0.900
1.70V/cell	64.9	43.0	32.7	26.4	19.4	14.0	11.4	8.29	6.48	4.66	3.69	3.14	2.68	2.11	1.72	0.907
1.67V/cell	67.2	44.2	33.5	27.0	19.7	14.2	11.6	8.40	6.56	4.70	3.73	3.17	2.71	2.12	1.73	0.914
1.60V/cell	71.3	46.1	34.7	27.8	20.3	14.6	11.8	8.58	6.69	4.79	3.79	3.22	2.75	2.15	1.75	0.924

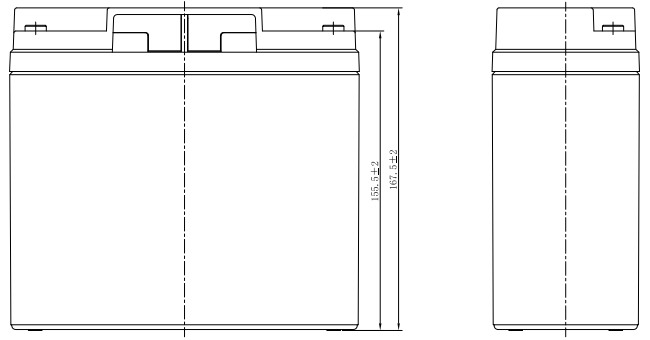
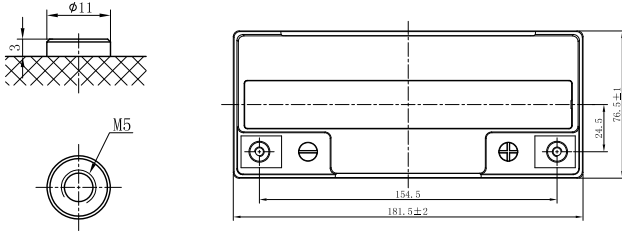
### Constant Power Discharge (Watts/cell) at 25°C (77°F)

F.V/Time	5min	10min	15min	20min	30min	45min	1h	1.5h	2h	3h	4h	5h	6h	8h	10h	20h
1.85V/cell	103.5	71.4	55.9	46.3	34.6	25.4	20.8	15.3	12.1	8.74	6.98	5.95	5.11	4.03	3.31	1.76
1.80V/cell	110.3	75.2	58.3	47.9	35.5	25.9	21.3	15.6	12.3	8.87	7.07	6.03	5.18	4.09	3.35	1.78
1.75V/cell	114.9	77.6	59.9	48.9	36.2	26.4	21.6	15.8	12.4	8.98	7.16	6.10	5.23	4.13	3.38	1.80
1.70V/cell	119.2	80.2	61.5	50.1	37.0	26.9	21.9	16.1	12.6	9.10	7.24	6.17	5.29	4.17	3.41	1.81
1.67V/cell	122.3	82.0	62.8	51.0	37.5	27.3	22.2	16.2	12.7	9.18	7.30	6.22	5.33	4.20	3.43	1.83
1.60V/cell	127.2	84.4	64.5	52.3	38.4	27.8	22.6	16.5	12.9	9.32	7.41	6.30	5.40	4.25	3.47	1.85

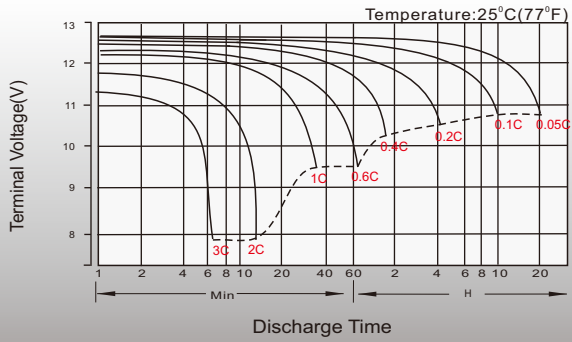
# Dimensions

## T12-I Terminal

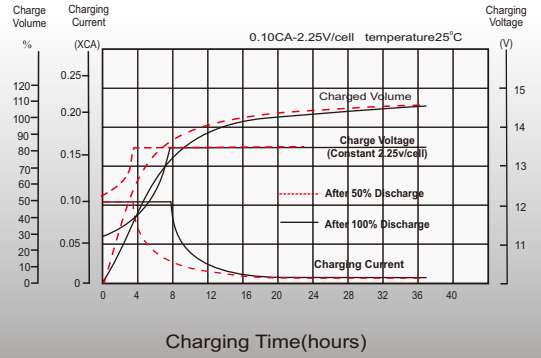
Unit:mm



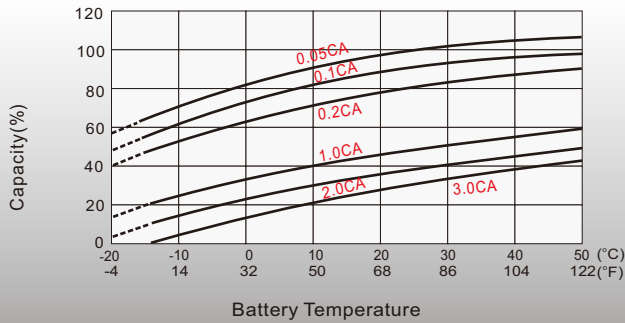
## Discharge Characteristics



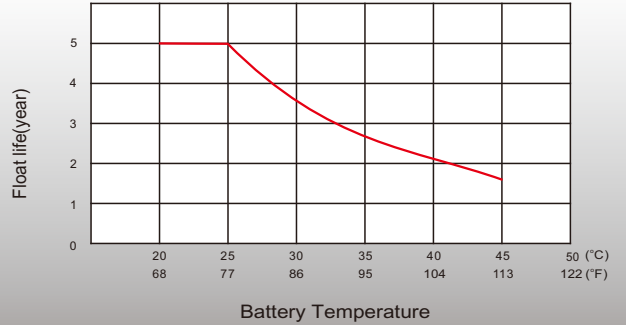
## Float Charging Characteristics



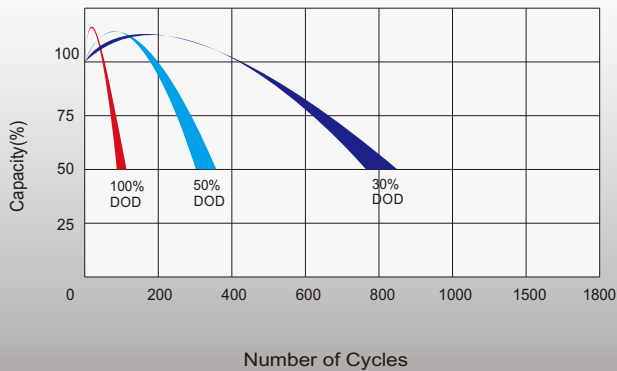
## Temperature Effects in Relation to Battery Capacity



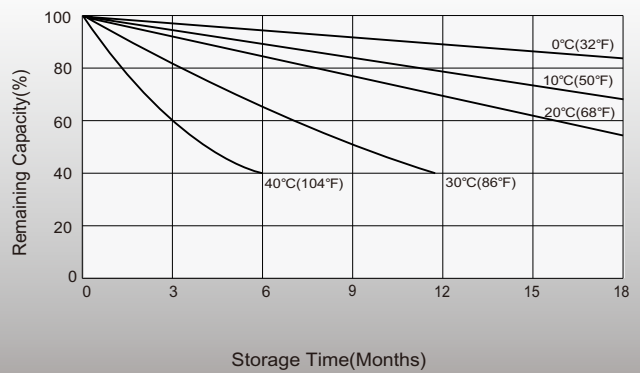
## Float Service Life



## Cycle Life in Relation to Depth of Discharge



## Self Discharge Characteristics



The data in this datasheet document are for information and descriptive purposes only and are not to make or imply any guarantee or warranty. No guarantee for zero failure status of given information inside this document. Please see/request detailed specification for finally valid data. For more information and the contact details of the local suppliers, please visit [CELLTECH-GROUP.COM](http://CELLTECH-GROUP.COM)