

Specification

Code:460-6106

Nominal Voltage	12V	
Nominal Capacity(20HR)	40.0AH	
Dimension	Length	197±2mm (7.76 inches)
	Width	165±2mm (6.50 inches)
	Container Height	170±2mm (6.69 inches)
	Total Height (with Terminal)	170±2mm (6.69 inches)
Approx Weight	Approx 13.2 Kg (29.1lbs)	
Terminal	T6 / T12/T10-1	
Container Material	ABS	
Rated Capacity	40.0AH/2.00A	(20hr, 1.80V/cell, 25°C/77°F)
	38.0AH/3.80A	(10hr, 1.80V/cell, 25°C/77°F)
	33.1AH/6.61A	(5hr, 1.75V/cell, 25°C/77°F)
	29.6AH/9.88A	(3hr, 1.75V/cell, 25°C/77°F)
	23.6AH/23.6A	(1hr, 1.60V/cell, 25°C/77°F)
Max. Discharge Current	456A (5s)	
Internal Resistance	Approx 10.0mΩ	
Operating Temp. Range	Discharge : -15~50°C (5~122°F)	
	Charge : 0~40°C (32~104°F)	
	Storage : -15~40°C (5~104°F)	
Nominal Operating Temp. Range	25±3°C (77±5°F)	
Cycle Use	Initial Charging Current less than 12.0A. Voltage	
	14.4V~15.0V at 25°C(77°F)Temp. Coefficient -30mV/°C	
Standby Use	No limit on Initial Charging Current Voltage	
	13.5V~13.8V at 25°C(77°F)Temp. Coefficient -20mV/°C	
Capacity affected by Temperature	40°C (104°F)	103%
	25°C (77°F)	100%
	0°C (32°F)	86%
Self Discharge	CT series batteries may be stored for up to 6 months at 25°C(77°F) and then a freshening charge is required. For higher temperatures the time interval will be shorter.	



Applications

- ◆ UPS and EPS
- ◆ Emergency light
- ◆ Railway signal and aircraft signal system
- ◆ Marine and power stations Alarm and security system
- ◆ Electronic apparatus and equipment
- ◆ Communication power supply, DC power supply

Constant Current Discharge (Amperes) at 25 °C (77°F)

F.V/Time	10min	15min	20min	30min	45min	1h	2h	3h	4h	5h	6h	8h	10h	20h
1.85V/cell	44.5	37.4	33.2	27.5	21.2	18.2	11.8	8.84	7.24	6.09	5.34	4.28	3.68	1.96
1.80V/cell	50.9	42.0	36.7	29.9	22.9	19.2	12.6	9.50	7.70	6.46	5.66	4.51	3.80	2.00
1.75V/cell	57.8	47.3	40.5	32.5	25.0	20.9	13.1	9.88	7.97	6.61	5.83	4.66	3.90	2.08
1.70V/cell	65.3	52.5	44.7	35.5	26.9	22.1	13.9	10.4	8.32	6.99	6.11	4.85	4.05	2.14
1.65V/cell	70.1	56.2	47.6	37.4	28.5	22.9	14.4	10.8	8.65	7.21	6.33	5.02	4.17	2.20
1.60V/cell	77.1	61.6	51.7	39.9	29.6	23.6	14.7	11.1	8.84	7.39	6.46	5.11	4.25	2.24

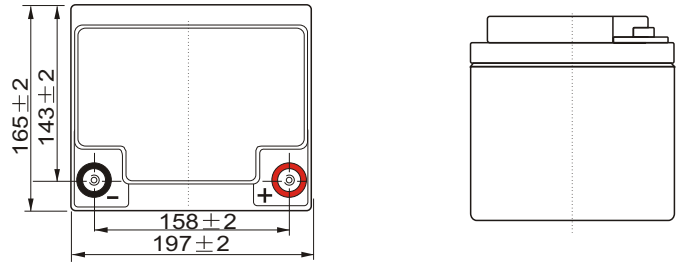
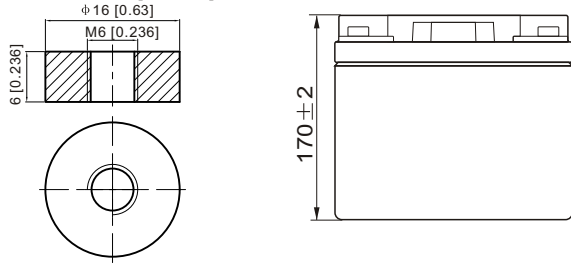
Constant Power Discharge (Watts/cell) at 25 °C (77°F)

F.V/Time	10min	15min	20min	30min	45min	1h	2h	3h	4h	5h	6h	8h	10h	20h
1.85V/cell	83.0	70.5	63.2	53.0	41.2	35.4	23.1	17.4	14.3	12.1	10.6	8.54	7.36	3.93
1.80V/cell	93.9	78.1	68.9	56.7	44.1	37.2	24.6	18.6	15.1	12.7	11.2	8.96	7.58	4.06
1.75V/cell	104.9	87.0	75.4	61.1	47.7	40.3	25.5	19.3	15.6	13.0	11.5	9.24	7.78	4.16
1.70V/cell	115.9	95.2	82.6	66.3	51.2	42.5	26.8	20.2	16.3	13.7	12.0	9.62	8.07	4.26
1.65V/cell	123.3	101.1	87.2	69.4	53.7	43.7	27.7	21.0	16.8	14.1	12.4	9.92	8.29	4.39
1.60V/cell	132.6	109.0	93.7	73.6	55.5	44.8	28.2	21.4	17.2	14.4	12.6	10.1	8.45	4.45

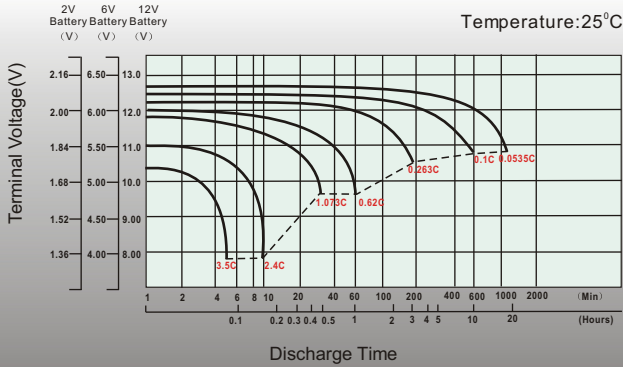
Dimensions

T6 Terminal

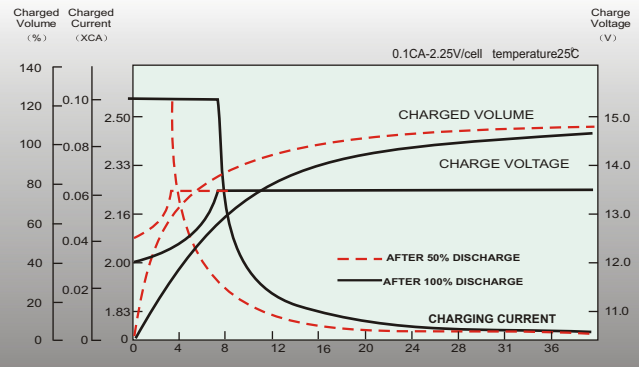
Unit: mm [inches]



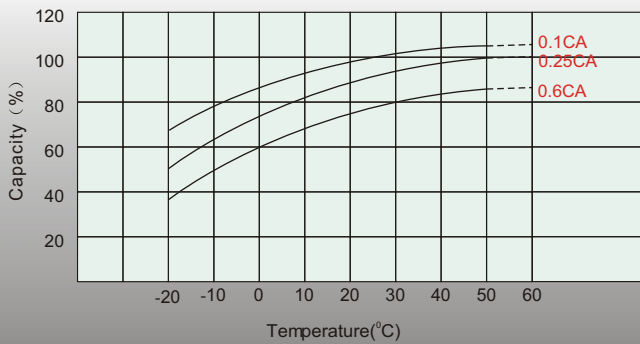
Discharge Characteristics



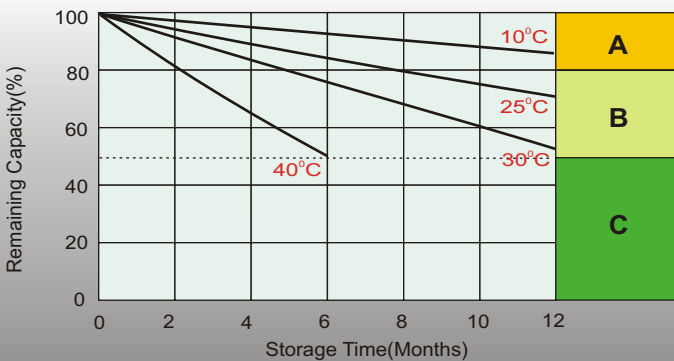
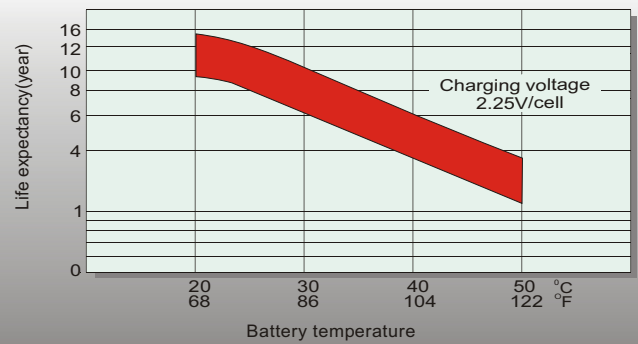
Float Charging Characteristics



Temperature Effects in Relation to Battery Capacity



Effect of Temperature on Long Term Float Life



Self Discharge Characteristics

- A** No supplementary charge required
(Carry out supplementary charge before use if 100% capacity is required.)
- B** Supplementary charge required before use. Optional charging way as below:
 1. Charged for above 3 days at limited current 0.25CA and constant volatge 2.25V/cell.
 2. Charged for above 20hours at limited current 0.25CA and constant volatge 2.45V/cell.
 3. Charged for 8~10hours at limited current 0.05CA .
- C** Supplementary charge may often fail to recover the capacity.
The battery should never be left standing till this is reached.

Sales Office

Finland and Baltic countries

Celltech Oy
Höyläämötie 11 A, 00380 Helsinki, Finland
TEL: +358 (0) 207 999 640
E-mail: info@celltech.fi
www.celltech.fi

Denmark

Celltech A/S
Lejrvej 25, 3500 Værloose, Denmark
TEL: +45 7025 2201
E-mail: info@celltech.dk
www.celltech.dk

Norway

Staubo Elektro-Maskin AS
Bjoernerudveien 12 C, 1266 Oslo, Norway
TEL: +47 22 75 35 00
E-Mail: post@staubo.no
www.staubo.no