

### Specification

Code:460-6125

Nominal Voltage	12V	
Nominal Capacity(10HR)	100.0AH	
Dimensions	Length	330 ± 3mm (12.99 inches)
	Width	173 ± 2mm (6.81 inches)
	Container Height	212 ± 3mm (8.35 inches)
	Total Height (with Terminal)	220 ± 3mm (8.66 inches)
Approx Weight	Approx 30.4 kg (67.0lbs)	
Terminal	T6/T11	
Container Material	ABS	
Rated Capacity	104.0 AH/5.20A	(20hr, 1.80V/cell, 25°C/77°F)
	100.0 AH/10.0A	(10hr, 1.80V/cell, 25°C/77°F)
	86.0 AH/17.2A	(5hr, 1.75V/cell, 25°C/77°F)
	78.0 AH/26.0A	(3hr, 1.75V/cell, 25°C/77°F)
	61.0 AH/61.0A	(1hr, 1.60V/cell, 25°C/77°F)
Max. Discharge Current	1200A (5s)	
Internal Resistance	Approx 4.9mΩ	
Operating Temp. Range	Discharge	-15 ~ 50°C (5 ~ 122°F)
	Charge	0 ~ 40°C (32 ~ 104°F)
	Storage	-15 ~ 40°C (5 ~ 104°F)
Nominal Operating Temp. Range	25 ± 3°C (77 ± 5°F)	
Cycle Use	Initial Charging Current less than 30.0A. Voltage	
	14.4V~15.0V at 25°C(77°F)Temp. Coefficient -30mV/°C	
Standby Use	No limit on Initial Charging Current Voltage	
	13.5V~13.8V at 25°C(77°F)Temp. Coefficient -20mV/°C	
Capacity affected by Temperature	40°C (104°F)	103%
	25°C (77°F)	100%
	0°C (32°F)	86%
Self Discharge	CT series batteries may be stored for up to 6 months at 25°C(77°F) and then a freshening charge is required. For higher temperatures the time interval will be shorter.	



### Applications

- ◆ Emergency backup power supply
- ◆ Emergency light
- ◆ Railway signal
- ◆ Aircraft signal
- ◆ Alarm and security system
- ◆ Electronic apparatus and equipment
- ◆ Communication power supply
- ◆ DC power supply
- ◆ Auto control system



### Constant Current Discharge (Amperes) at 25 °C (77°F)

F.V/Time	5min	10min	15min	20min	30min	45min	1h	2h	3h	4h	5h	6h	8h	10h	20h
1.85V/cell	171.2	134.6	114.4	95.7	76.1	57.6	47.1	30.0	23.7	19.4	15.6	13.6	11.0	9.44	5.15
1.80V/cell	229.7	171.9	138.3	113.1	89.8	67.0	52.8	32.8	25.6	20.7	16.8	14.6	11.7	10.0	5.20
1.75V/cell	259.0	188.9	151.0	121.7	93.2	69.5	55.3	34.0	26.0	21.2	17.2	15.0	11.9	10.1	5.25
1.70V/cell	285.2	205.9	161.2	127.9	97.0	72.3	57.0	35.3	26.8	21.7	17.7	15.3	12.1	10.2	5.35
1.65V/cell	314.5	222.2	171.4	135.9	102.3	74.1	58.9	36.3	27.9	22.5	18.1	15.6	12.3	10.4	5.42
1.60V/cell	346.9	241.3	183.4	144.8	108.0	77.2	61.0	37.6	28.7	23.2	18.7	16.0	12.4	10.5	5.45

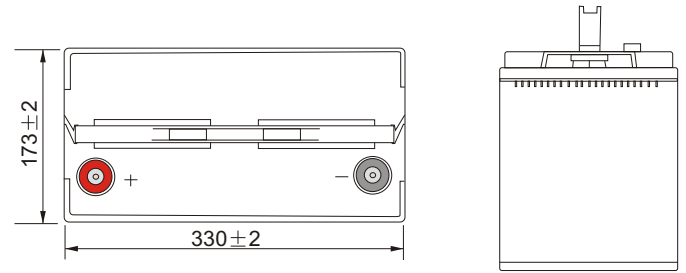
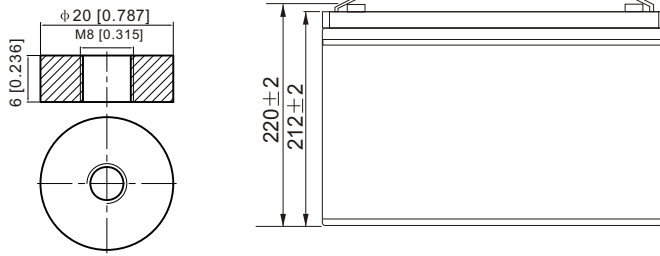
### Constant Power Discharge (Watts) at 25 °C (77°F)

F.V/Time	5min	10min	15min	20min	30min	45min	1h	2h	3h	4h	5h	6h	8h	10h	20h
1.85V/cell	312.9	248.6	213.5	180.4	145.0	110.7	90.9	58.3	46.3	37.9	30.6	26.8	21.8	18.7	10.2
1.80V/cell	415.6	313.9	254.5	210.1	168.5	127.7	101.3	63.2	49.5	40.3	32.8	28.6	23.1	19.8	10.3
1.75V/cell	458.6	339.3	274.6	223.9	173.5	131.3	105.5	65.3	50.2	41.0	33.5	29.3	23.4	19.9	10.4
1.70V/cell	491.0	361.5	289.1	233.5	179.5	136.0	108.5	67.8	51.5	42.0	34.3	29.8	23.7	20.1	10.6
1.65V/cell	533.7	386.5	305.0	246.2	187.8	138.1	111.3	69.3	53.5	43.3	35.1	30.4	24.0	20.5	10.7
1.60V/cell	575.1	410.1	320.8	259.4	196.9	143.2	114.7	71.2	54.9	44.5	36.2	31.0	24.2	20.7	10.8

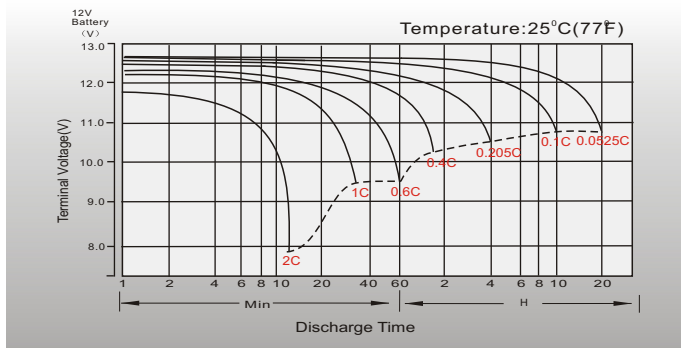
# Dimensions

## T11 Terminal

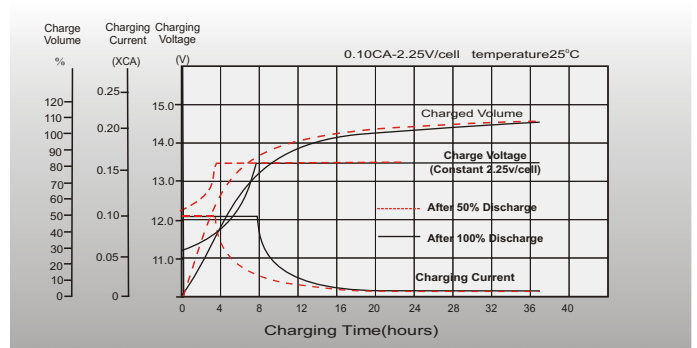
Unit: mm [inches]



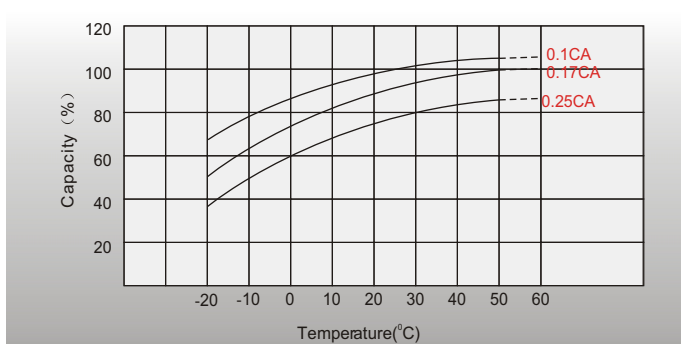
## Discharge Characteristics



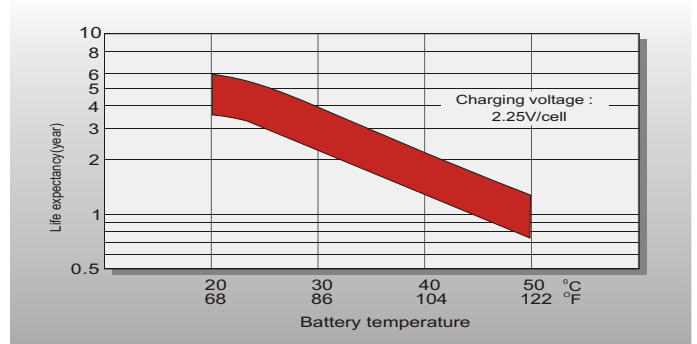
## Float Charging Characteristics



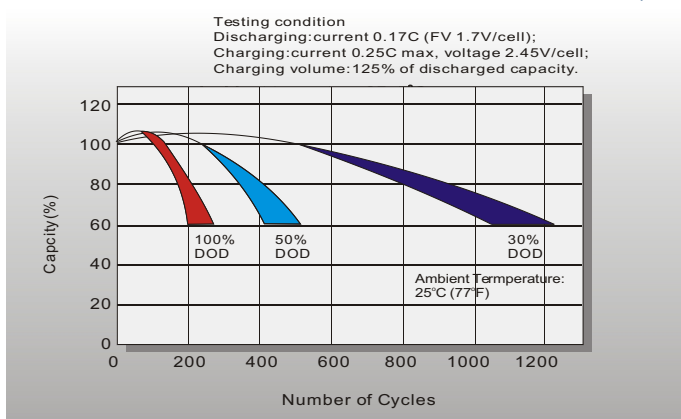
## Temperature Effects in Relation to Battery Capacity



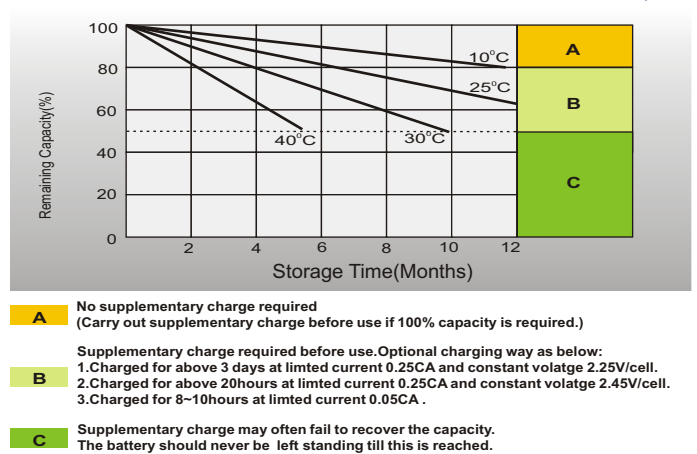
## Effect of Temperature on Long Term Float Life



## Cycle Life in Relation to Depth of Discharge



## Self Discharge Characteristics



## Sales Office

### Finland and Baltic countries

Celltech Oy  
 Höyläämötie 11 A, 00380 Helsinki, Finland  
 TEL: +358 (0) 207 999 640  
 E-mail: info@celltech.fi  
 www.celltech.fi

### Denmark

Celltech A/S  
 Lejrvej 25, 3500 Værløse, Denmark  
 TEL: +45 7025 2201  
 E-mail: info@celltech.dk  
 www.celltech.dk

### Norway

Staubo Elektro-Maskin AS  
 Bjoernerudveien 12 C, 1266 Oslo, Norway  
 TEL: +47 22 75 35 00  
 E-Mail: post@staubo.no  
 www.staubo.no